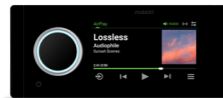


GARMIN®

COMPARISON CHART

FUSION® STEREOs



APOLLO™ RA800



APOLLO™ RA670



APOLLO™ WB675



APOLLO™ SRX400



MS-RA70
MS-RA70N



MS-RA210



MS-RA60



MS-BB100

SPECIFICATIONS								
RMS POWER RATING (WATTS)	4 x 40 W RMS at 14.4 Vdc input, 4 ohm	4 x 43 W RMS at 14.4 Vdc input, 2 ohm 4 x 26 W RMS at 14.4 Vdc input, 4 ohm	4 x 43 W RMS at 14.4 Vdc input, 2 ohm 4 x 26 W RMS at 14.4 Vdc input, 4 ohm	2 x 43 W RMS at 14.4 Vdc input, 2 ohm 2 x 26 W RMS at 14.4 Vdc input, 4 ohm	50 W max. x 4 channels at 4 Ohms per channel	4 x 26 W RMS at 14.4 Vdc input, 4 Ohm	4 x 22 W RMS at 14.4 Vdc input, 4 Ohm	N/A
AMPLIFIER	Class-D	Class-D	Class-D	Class-D	Class-AB	Class-D	Class-D	Class-AB
MULTI-ZONE™ TECHNOLOGY	4 zones	3 zones	4 zones	No	2 zones	2 zones	2 zones	2 zones
DISPLAY	High Resolution 4.3" IPS, Color, Touch	2.7" optically bonded colour LCD	No	2.7" optically bonded colour LCD	128x64 optically bonded monochrome LCD	2.7" optically bonded colour LCD	2.3" monochrome LCD	No
LINE OUT	4 (1 x L + R per zone)	3 (1 x L + R per zone)	3 (1 x L + R per zone)	1 (1 x L + R)	2 (1 x L + R per zone)	2 (1 x L + R per zone)	1 (1 x L + R zone 1)	2 (1 x L + R per zone)
SUBWOOFER OUT	4 (1 per zone)	3 (1 per zone)	3 (1 per zone)	1 (mono output)	1 (zone 1)	2 (1 per zone)	1 (zone 1)	1 (zone 1)
AUXILIARY INPUTS	2 x RCA inputs	1 x RCA input	1 x RCA input	No	1 x RCA input	1 x RCA input	1 x RCA input	1 x RCA input
SOURCES								
TUNER	AM/FM with RDS (where available)	AM/FM with RDS (where available)	AM/FM with RDS (where available)	AM/FM with RDS (where available)	AM/FM with RDS (where available)	AM/FM with RDS (where available)	AM/FM with RDS (where available)	AM/FM with RDS (where available)
BUILT-IN WI-FI	Yes	No	No	Yes	No	No	No	No
iPod®/iPhone	Yes	Yes	Yes	No	Yes	Yes	No	Yes
ANDROID™/WINDOWS MTP SUPPORT	Yes	Yes	Yes	No	No	Yes	No	No
AOA SUPPORT	Yes	Yes	Yes	Yes	Yes	Yes	No	Yes
USB	Yes - 1 connection	Yes - 1 connection	Yes - 1 connection	No	Yes - 1 connection	Yes - 1 connection	No	Yes - 1 connection
BLUETOOTH® WIRELESS TECHNOLOGY	Yes	Yes	Yes	Yes	Yes	Yes	Yes	Yes
OPTICAL AUDIO INPUT	Yes	Yes	Yes	No	No	No	No	No
DAB+ READY	Yes	Yes	Yes	No	Yes	Yes	Yes	Yes
CONNECTIVITY								
FUSION-APP™ VIA NMEA 2000®	Yes	Yes	Yes	No	Yes	Yes	Yes	Yes
FUSION-APP VIA ETHERNET/WI-FI	Yes	Yes**	Yes**	Yes	No	No	No	No
FUSION-APP VIA BLUETOOTH	Yes	Yes	Yes	Yes	Yes	Yes	Yes	Yes
FUSION-APP VIA ANT® TECHNOLOGY	Yes	Yes	Yes	No	Yes	Yes	Yes	Yes
MECHANICAL DESIGN								
WATER RESISTANCE (IPX RATING)	IPX6 and IPX7 front panel	IPX6 and IPX7 front panel	IPX2	IPX6 and IPX7 front panel	IPX7 front panel	IPX6 and IPX7 front panel	IPX6 and IPX7 front panel	IPX3 Black Box with IPX7 remote
CHASSIS	Electrically isolated impact resistant plastic	Electrically isolated impact resistant plastic	Electrically isolated impact resistant plastic	Electrically isolated impact resistant plastic	Glass reinforced composite	Electrically isolated impact-resistant plastic	Electrically isolated impact-resistant plastic	Aluminum
MOUNTING OPTIONS	Flush and flat	Flush and flat	Surface	Flush and flat	Flush and flat	Flush and flat	Flush and flat	Flush and flat (remote)
WARRANTY	3 years	3 years	3 years	3 years	1 year	1 year	1 year	1 year

NOTE: All full range and subwoofer line outs require external amplification.

** An external router is required for Wi-Fi® connectivity.

GARMIN®

COMPARISON CHART

FUSION® 6.5" SPEAKERS



AG-FL653SPW
AG-FL653SPG




SG-F653W



XS-FL65SPGW
XS-F65SPGW



XS-F65CWB



FM-F65RW
FM-F65RB



FM-F65SW
FM-F65SB



SM-F65CW
SM-F65CB



EL-F653SPG



EL-F653W
EL-F653B



MS-CL602

SPECIFICATIONS										
SPEAKER SIZE	6.5"	6.5"	6.5"	6.5"	6.5"	6.5"	6.5"	6.5"	6.5"	6"
PEAK POWER (WATTS)	300	230	200	200	120	120	100	80	80	120
RMS POWER RATING (WATTS)	75	75	50	50	30	30	-	-	-	40
EFFICIENCY (1W/1M)	90dB	90dB	91dB	91dB	87dB	87dB	84dB	88dB	88dB	89dB
FREQUENCY RESPONSE	70Hz - 22kHz	70Hz - 22kHz	80Hz - 18kHz	80Hz - 18kHz	100Hz - 18kHz	100Hz - 18kHz	150Hz - 20kHz	45Hz - 16kHz	45Hz - 16kHz	85 Hz - 20 kHz
IMPEDANCE	4 ohms	4 ohms	4 ohms	4 ohms	4 ohms	4 ohms	4 ohms	4 ohms	4 ohms	6 ohms
TWEETER TYPE	Silk dome	Silk dome	Aluminum dome	Aluminum dome	Aluminum dome	Aluminum dome	N/A	N/A	N/A	Silk dome
CONE MATERIAL	CURV®	CURV®	Polypropylene	Polypropylene	Polypropylene	Polypropylene	Polypropylene	Polypropylene	Polypropylene	Polypropylene
VOICE COIL DIAMETER	1.2"	1.2"	1.18"	1.18"	1.0"	1.0"	0.79"	0.79"	0.79"	1.18"
MOUNTING DIAMETER CLEARANCE	136 mm	136 mm	135 mm	135 mm	138 mm	138x138 mm	130 mm	130 mm	130 mm	206 mm
MOUNTING DEPTH CLEARANCE	77 mm	79 mm	67 mm	67 mm	70 mm	70 mm	24 mm	43 mm	43 mm	78 mm
LED LIGHTING	Yes, CRGBW (Red, Green, Blue, Warm White, Cool White)	No	Yes, RGB (XS-FL65SPGW only)	No	No	No	No	Yes, RGB	No	No
WARRANTY	3 years	3 years	3 years	3 years	3 years	3 years	1 year	1 year	1 year	1 year

COMPARISON CHART

FUSION® SIGNATURE SERIES 3i SPEAKERS



SG-F883W



SG-F773W



SG-F653W



SG-TW101SPW

SPECIFICATIONS				
SPEAKER SIZE	8.8"	7.7"	6.5"	1"
PEAK POWER (WATTS)	330	280	230	330
RMS POWER RATING (WATTS)	130	100	75	60
EFFICIENCY (1W/1M)	91dB	91dB	90dB	91dB
FREQUENCY RESPONSE	50Hz - 20kHz	60Hz - 22kHz	70Hz - 22kHz	3kHz - 20kHz
IMPEDANCE	4 ohms	4 ohms	4 ohms	4 ohms
TWEETER TYPE	Silk dome	Silk dome	Silk dome	Aluminum dome
CONE MATERIAL	CURV®	CURV®	CURV®	-
VOICE COIL DIAMETER	1.5"	1.4"	1.2"	1"
MOUNTING DIAMETER CLEARANCE	188 mm (7.44")	156 mm (6.14")	136 mm (5.35")	51 mm (2.01")
MOUNTING DEPTH CLEARANCE	106 mm (4.13")	86 mm (3.39")	79 mm (3.11")	31 mm (1.22")
LED LIGHTING	No	No	No	No
WARRANTY	3 years	3 years	3 years	3 years

COMPARISON CHART

FUSION® XS SERIES SPEAKERS



XS-FL77SPGW
XS-F77SPGW



XS-F77CWB



XS-FL65SPGW
XS-F65SPGW



XS-F65CWB




XS-F40CWB

SPECIFICATIONS					
SPEAKER SIZE	7.7"	7.7"	6.5"	6.5"	4"
PEAK POWER (WATTS)	240	240	200	200	120
RMS POWER RATING (WATTS)	60	60	50	50	30
EFFICIENCY (1W/1M)	92dB	92dB	91dB	91dB	87dB
FREQUENCY RESPONSE	70Hz - 18kHz	70Hz - 18kHz	80Hz - 18kHz	80Hz - 18kHz	100Hz - 18kHz
IMPEDANCE	4 ohms	4 ohms	4 ohms	4 ohms	4 ohms
TWEETER TYPE	Aluminum dome	Aluminum dome	Aluminum dome	Aluminum dome	Aluminum dome
CONE MATERIAL	Polypropylene	Polypropylene	Polypropylene	Polypropylene	Polypropylene
VOICE COIL DIAMETER	1.18"	1.18"	1.18"	1.18"	1"
MOUNTING DIAMETER CLEARANCE	162 mm (6.38")	162 mm (6.38")	135 mm (5.31")	135 mm (5.31")	99 mm (3.90")
MOUNTING DEPTH CLEARANCE	77 mm (3.03")	77 mm (3.03")	67 mm (2.64")	67 mm (2.64")	54 mm (2.13")
LED LIGHTING	Yes, RGB (XS-FL77SPGW only)	No	Yes, RGB (XS-FL65SPGW only)	No	No
WARRANTY	3 years	3 years	3 years	3 years	3 years

COMPARISON CHART


FUSION® FM SERIES SPEAKERS



FM-F77RW
FM-F77RB



FM-F77SW
FM-F77SB



FM-F65RW
FM-F65RB



FM-F65SW
FM-F65SB


SPECIFICATIONS				
SPEAKER SIZE	7.7"	7.7"	6.5"	6.5"
PEAK POWER (WATTS)	200	200	120	120
RMS POWER RATING (WATTS)	50	50	30	30
EFFICIENCY (1W/1M)	91dB	91dB	87dB	87dB
FREQUENCY RESPONSE	80Hz - 18kHz	80Hz - 18kHz	100Hz - 18kHz	100Hz - 18kHz
IMPEDANCE	4 ohms	4 ohms	4 ohms	4 ohms
TWEETER TYPE	Aluminum dome	Aluminum dome	Aluminum dome	Aluminum dome
CONE MATERIAL	Polypropylene	Polypropylene	Polypropylene	Polypropylene
VOICE COIL DIAMETER	165 mm (6.50")	165 x 165 mm (6.50" x 6.50")	138 mm (5.43")	138 x 138 mm (5.43" x 5.43")
MOUNTING DIAMETER CLEARANCE	83 mm (3.27")	83 x 83 mm (3.27" x 3.27")	70 mm (2.76")	70 x 70 mm (2.76" x 2.76")
MOUNTING DEPTH CLEARANCE	No	No	No	No
LED LIGHTING	3 years	3 years	3 years	3 years
WARRANTY	3 years	3 years	3 years	3 years

COMPARISON CHART

FUSION® SM SERIES & EL SERIES SPEAKERS




SM-F65CW
SM-F65CB



EL-F651SPG



EL-F651W
EL-F651B



MS-CL602

SPECIFICATIONS				
SPEAKER SIZE	6.5"	6.5"	6.5"	6"
PEAK POWER (WATTS)	100	80	80	120
RMS POWER RATING (WATTS)	-	20	20	40
EFFICIENCY (1W/1M)	84dB	88dB	88dB	89dB
FREQUENCY RESPONSE	150Hz - 20kHz	45Hz - 16kHz	45Hz - 16kHz	85Hz - 20kHz
IMPEDANCE	4 ohms	4 ohms	4 ohms	6 ohms
TWEETER TYPE	-	N/A	N/A	Silk dome
CONE MATERIAL	Polypropylene	Polypropylene	Polypropylene	Polypropylene
MOUNTING DIAMETER CLEARANCE	130 mm (5.12")	130 mm (5.12")	130 mm (5.12")	206 mm (8.11")
MOUNTING DEPTH CLEARANCE	24 mm (0.94")	43 mm (1.69")	43 mm (1.69")	78 mm (3.07")
LED LIGHTING	No	Yes, RGB	No	No
WARRANTY	1 year	1 year	1 year	1 year

COMPARISON CHART

FUSION® WAKE TOWER SPEAKERS



SG-FLT883SPW
SG-FLT883SPB



SG-FLT653SPW
SG-FLT653SPB



XS-FLT652SPW
XS-FL652SPB

SPECIFICATIONS			
SPEAKER SIZE	8.8"	6.5"	6.5"
PEAK POWER (WATTS)	330	230	200
RMS POWER RATING (WATTS)	130	75	50
EFFICIENCY (1W/1M)	90dB	91dB	91dB
FREQUENCY RESPONSE	50Hz - 20kHz	70Hz - 22kHz	80Hz - 18kHz
IMPEDANCE	4 ohms	4 ohms	4 ohms
TWEETER TYPE	Silk dome	Silk dome	Aluminum dome
CONE MATERIAL	CURV®	CURV®	Polypropylene
VOICE COIL DIAMETER	1.5"	1.2"	1.18"
LED LIGHTING	Yes, CRGBW (Red, Green, Blue, Warm White, Cool White)	Yes, CRGBW (Red, Green, Blue, Warm White, Cool White)	Yes, RGB
LED SUPPLY VOLTAGE	10.8–16 VDC	10.8–16 VDC	10.8–16 VDC
LED LOAD CURRENT @ 14.4 VDC	300 mA	300 mA	150 mA
WARRANTY	3 years	3 years	3 years

COMPARISON CHART

FUSION[®] APOLLO[™] AMPLIFIER



AP-DA214



MS-AP12000



MS-AP41200



MS-AP61800



MS-AP82400

SPECIFICATIONS					
CHANNELS	Zone Marine Amplifier	Monoblock	4 Channel	6 Channel	8 Channel
PEAK POWER (WATTS)	140	2000	1200	1800	2400
AMPLIFIER CLASS	Class-D	Class-D	Class-D	Class-D	Class-D
FREQUENCY RESPONSE	20 Hz - 20 kHz (-3dB, dB @ 4 ohm rated power)	20 Hz - 3.5 kHz (-3 dB, dB @ 4 ohm rated power)	20 Hz - 20 kHz (-3dB, dB @ 4 ohm rated power)	20 Hz - 20 kHz (-3dB, dB @ 4 ohm rated power)	20 Hz - 20 kHz (-3dB, dB @ 4 ohm rated power)
OPERATING VOLTAGE	10.8 V - 32 V DC	10.8 V - 16 V DC	10.8 V - 16 V DC	10.8 V - 16 V DC	10.8 V - 16 V DC
FUSE RATINGS	16 A electronic fuse	125 A electronic fuse	85 A electronic fuse	125 A electronic fuse	125 A electronic fuse
UNDER/OVER VOLTAGE PROTECTION	Yes	Yes	Yes	Yes	Yes
TOTAL RATED POWER OUTPUT 4 OHM	20-watt RMS x 2 @ 14.4 V input - 4 ohm < 1% THD	650-watt RMS x 1 @ 14.4 V input - 4 ohm < 1% THD	150-watt RMS x 4 @ 14.4 V input - 4 ohm < 1% THD	150-watt RMS x 6 @ 14.4 V input - 4 ohm < 1% THD	150-watt RMS x 8 @ 14.4 V input - 4 ohm < 1% THD
TOTAL RATED POWER OUTPUT 2 OHM	30-watt RMS x 2 @ 14.4 V input - 2 ohm < 1% THD	1100-watt RMS x 1 @ 14.4 V input - 2 ohm < 1% THD	290-watt RMS x 4 @ 14.4 V input - 2 ohm < 1% THD	290-watt RMS x 6 @ 14.4 V input - 2 ohm < 1% THD	290-watt RMS x 8 @ 14.4 V input - 2 ohm < 1% THD
TOTAL RATED POWER OUTPUT	-	-	580-watt RMS x 2 @ 14.4 V input - 4 ohm bridged < 1% THD	580-watt RMS x 3 @ 14.4 V input - 4 ohm bridged < 1% THD	580-watt RMS x 4 @ 14.4 V input - 4 ohm bridged < 1% THD
SIGNAL TO NOISE RATIO @ RATED POWER OUTPUT, 4 OHM	>99 dB	>101 dBA	>97 dBA	>97 dBA	>97 dBA
SEPARATION/CROSSTALK	>72 dB	-	>61 dB	>58 dB	>58 dB
HP VARIABLE CROSSOVER	Configurable via FusionApp DSP profile	Configurable via FusionApp DSP profile	Configurable via FusionApp DSP profile	Configurable via FusionApp DSP profile	Configurable via FusionApp DSP profile
LP VARIABLE CROSSOVER	Configurable via FusionApp DSP profile	Configurable via FusionApp DSP profile	Configurable via FusionApp DSP profile	Configurable via FusionApp DSP profile	Configurable via FusionApp DSP profile
MOUNTING DIMENSIONS	Depth: 47.5 mm (1.87") Width: 100 mm (3.94") Height: 115 mm (4.53")	Depth: 62 mm (2.44") Width: 235 mm (9.25") Height: 231 mm (9.12")	Depth: 62 mm (2.44") Width: 231.6 mm (9.12") Height: 235 mm (9.25")	Depth: 62 mm (2.44") Width: 297 mm (11.69") Height: 229.3 mm (9.03")	Depth: 62 mm (2.44") Width: 359 mm (14.13") Height: 229 mm (9.03")
WARRANTY	3 years	3 years	3 years	3 years	3 years

COMPARISON CHART

FUSION® AM SERIES AMPLIFIER



MS-AM402



MS-AM504

SPECIFICATIONS		
CHANNELS	2 Channel	4 Channel
PEAK POWER (WATTS)	400	500
AMPLIFIER CLASS	Class-AB	Class-AB
FREQUENCY RESPONSE	5Hz - 38kHz - 3dB	5Hz - 38kHz - 3dB
OPERATING VOLTAGE	10.8 - 16 V	10.8 - 16 V
FUSE RATINGS	1 x 25A	2 x 25A
UNDER/OVER VOLTAGE PROTECTION	No	No
TOTAL RATED POWER OUTPUT 4 OHM	65 W RMS x 2 @ 14.4 V - 4 ohm 1% THD	65 W RMS x 4 @ 14.4 V - 4 ohm 1% THD
TOTAL RATED POWER OUTPUT 2 OHM	100 W RMS x 2 @ 14.4 V - 2 ohm 1% THD	100 W RMS x 4 @ 14.4 V - 2 ohm 1% THD
TOTAL RATED POWER OUTPUT	200 W RMS x 1 @ 14.4 V - 4 ohm Bridged 1% THD	200 W RMS x 2 @ 14.4 V - 4 ohm Bridged 1% THD
SIGNAL TO NOISE RATIO @ RATED POWER OUTPUT, 4 OHM	>95dB	>95dB
SEPARATION/CROSSTALK	>60dB	>60dB
HP VARIABLE CROSSOVER	40Hz - 600Hz	40Hz - 600Hz
LP VARIABLE CROSSOVER	40Hz - 160Hz	40Hz - 160Hz
MOUNTING DIMENSIONS	Length: 296 mm (11.65") Width: 229 mm (9.02") Height: 53 mm (2.09")	Length: 366 mm (14.41") Width: 299 mm (9.02") Height: 53 mm (2.09")
WARRANTY	1 year	1 year